

DISINFECTION IN AN AIRCRAFT

Procedure for the application of the disinfectant NETBIOKEM DSAM with DAF-3000 fogging machine

1/PREPARATION OF THE AIRCRAFT

- The treatment must be carried out in an empty aircraft.
- Air conditioning and recirculation systems to be switched off.
- Close all aircraft doors.
- Open the overhead bins, open the passengers table trays, close all food preparation tables, and keep all lavatory doors open.

2/PREPARATION OF THE MACHINE

- Install a fulfilled 2 liters drum of NETBIOKEM DSAM into the DAF-3000 fogging machine.
- The spraying position of the DAF-3000 will depend on the type of aircraft being treated and in accordance with Paragraph 3.
- Install the DAF-3000 on a trolley or at from 50 cm to 1 m from floor.

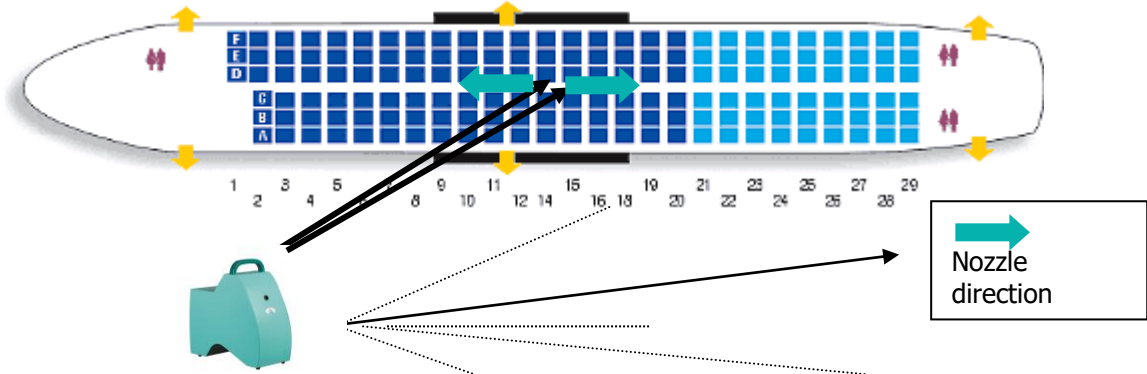
WARNING
**Any obstacle at less than 2m from
the nozzle should be removed**

3/TYPE OF AIRCRAFT AND POSITIONING OF THE DAF-3000 MACHINE

The diagrams below provide examples for positioning of the DAF-3000 machines. They make it possible to optimise treatment time and misting efficiency. The number and the positioning of fogging machines should be adapted depending on the location of the galleys and the seating classes.

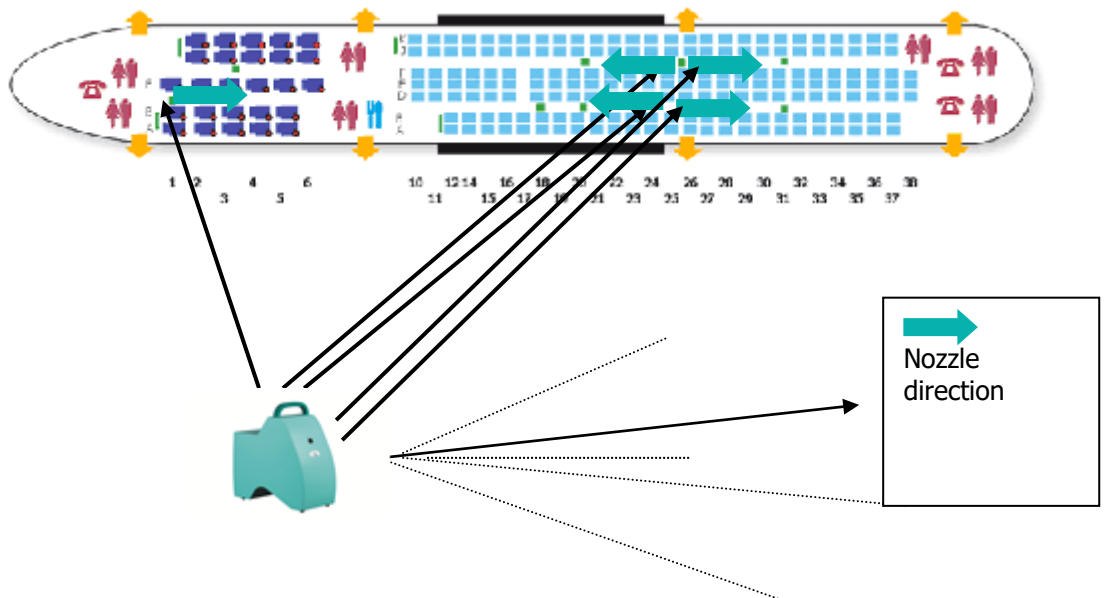
A. For aircraft of the A320 and B737 type up to 300 m³ (single class, one aisle)

- Place 2 x DAF-3000 in the center of the cabin and direct one DAF-3000 nozzle towards the rear of the cabin and the second towards the front of the cabin.



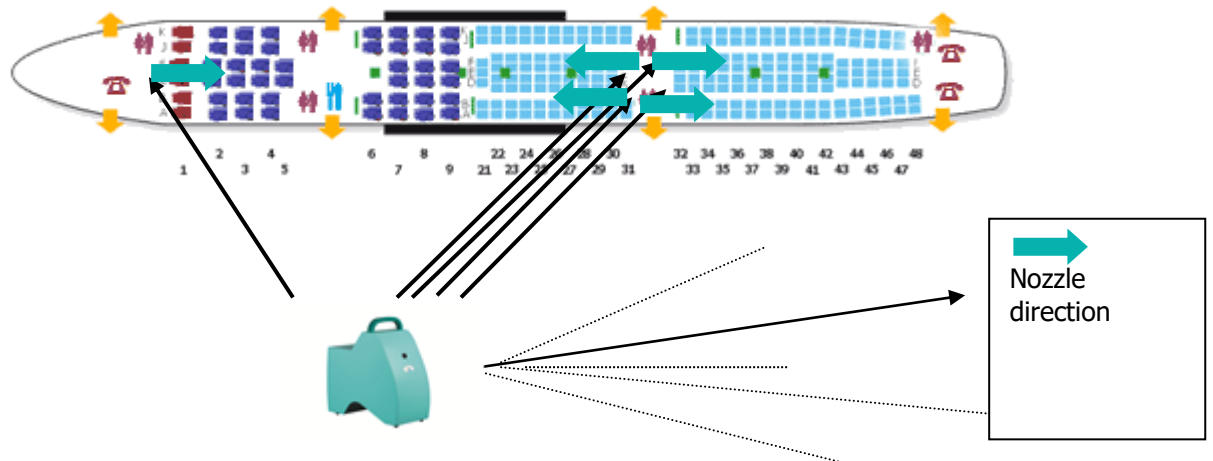
B. For aircraft of the A340 and B777 type from 300 to 600 m³ (two classes, two aisles)

- Use 4 x DAF-3000 machines: Place each DAF-3000 in the center of each aisle, direct the nozzle of 2 DAF-3000 towards the rear of the cabin and 2 DAF-3000 towards the front of the cabin.
- Place a 3rd DAF-3000 machine in the forward galley and direct the nozzle towards the rear of the cabin.



C. For aircraft of the B747 and A380 type from 600 to 1000 m³ (three classes, two aisles)

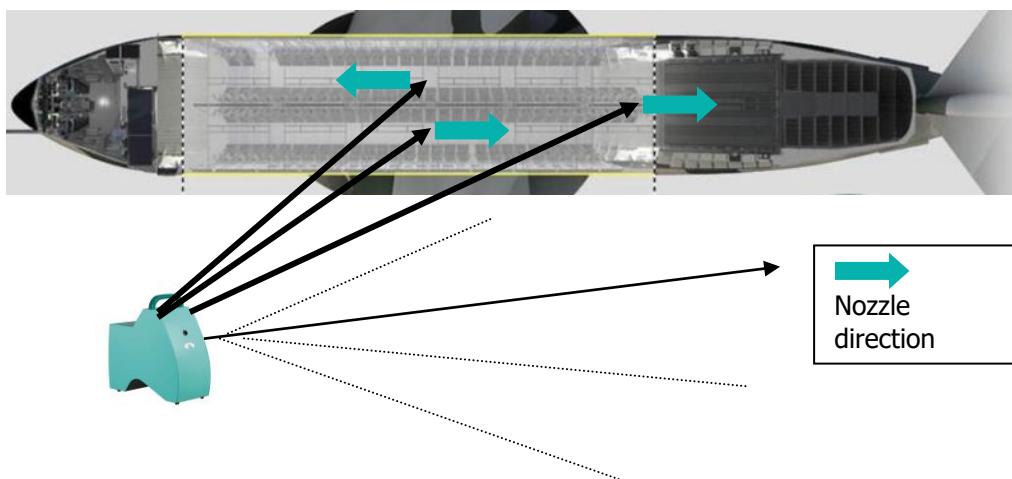
- Place a total of 5 x DAF-3000 machines as shown in the diagram below and direct the nozzle towards the rear of the cabin.



- For aircraft with an upper deck (B747 type): place one additional DAF per aisle on the upper deck. Nozzle always directed towards the rear of the cabin.

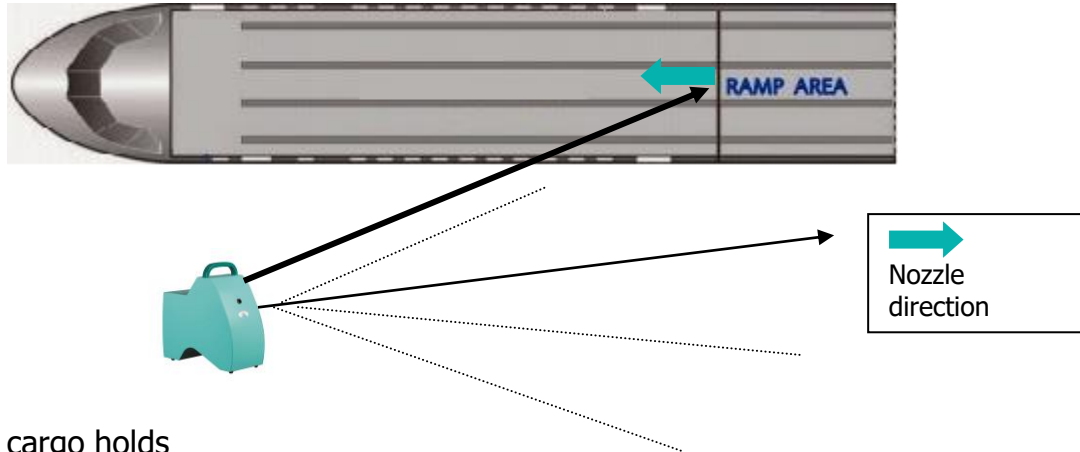
D. For military aircrafts (A400M type)

- Place 2 x DAF-3000 in the center of the cabin and direct one DAF-3000 nozzle towards the rear of the cabin and the second towards the front of the cabin.
- Place a 3rd DAF-3000 machine in the rear of the cabin and direct the DAF-3000 nozzle towards the rear.



E. For military aircrafts (C295M type)

- Place 1 x DAF-3000 near the ramp area and direct the DAF-3000 nozzle towards the front of the cabin.



F. For the cargo holds

Position the DAF-3000 as near as possible to the door and direct the nozzle towards the bottom of the hold.

4/TREATMENT CYCLES AND TREATMENT TIMES

- The adjustment of the volume(s) entered will determine the treatment time.
- Depending on the volume to be treated several machines may be necessary (see the diagrams above).

Example: For the treatment of an A340-200 cabin

4.8 litres of NETBIOKEM DSAM must be sprayed into the cabin.

Use 5 x DAF-3000 machines.

Select the disinfectant function.

Determine the volume between each galley.

The volume to be entered per machine is the ratio of the volume between each galley and the number of machines used between each galley.

$$\text{Volume entered per machine} = \frac{\text{Volume between each galley}}{\text{Number of machines used between each galley}}$$

Press START.

- Leave the aircraft and close the doors.
Do not remain in the cabin during the treatment
- The estimated misting time with 5 x DAF-3000 is 15 minutes.



Once the misting is finished, keep the aircraft closed for at least 30 minutes or until all mist particles have fallen on the surfaces

- Then enter the aircraft and restart the air recirculation systems.
- Do not wipe after the treatment with the DAF-3000.

5/PROTECTION EQUIPMENT

- Wear protective safety equipment, face mask, gloves and eye protection.
- Refer to the product safety data sheet for further information.

6/MAINTENANCE OF THE DAF-3000 MACHINE

- Always clean the machine after use.
- Do not leave any NETBIOKEM DSAM in the DAF-3000 machine whilst it is in storage. Keep the machine free of product when not in use.
- For further detailed information on instructions for use please refer to the Technical Datasheet for DAF-3000.

ESTIMATED TREATMENT TIME PER AIRCRAFT

DISINFECTION - NETBIOKEM DSAM

DISINFECTION ENSURE TO RINSE THE MACHINE OUT AT THE END OF EACH DAY											
AIRCRAFT	Cabin				Cargo Hold			Total			Contact time
	Total volume (m3)	DAF 3000 units	Etimated quantity (L)	Estimated time (min)	Volume (m3)	Etimated quantity (L)	Estimated time (min)	Volume (m3)	Etimated quantity (L)	Estimated time (min)	
A318	115	2	0,9	17	20	0,2	6	135	1,1	23	Wait until the mist dissipates (At least 30 minutes or until all mist particles have fallen on the surface)
A319	170	2	1,4	25	30	0,2	9	200	1,6	34	
A320	190	2	1,5	28	40	0,3	12	230	1,8	40	
A330-200	650	5	5,2	39	200	1,6	59	850	6,8	98	
A340-320	600	5	4,8	36	150	1,2	45	750	6,0	80	
A350-900	630	5	5,0	37	170	1,4	50	800	6,4	88	
A380	1000	8	8,0	37	180	1,4	53	1180	9,4	90	
C295M	57	1	0,5	17		0,0	0	57	0,5	17	
A400M	320	3	2,6	32		0,0	0	320	2,6	32	
B737-600	110	2	0,9	16	20	0,2	6	130	1,0	22	
B737-700	160	2	1,3	24	30	0,2	9	190	1,5	33	
B737-900	200	2	1,6	30	60	0,5	18	260	2,1	47	
B747	1000	8	8,0	37	200	1,6	59	1200	9,6	96	
B777-200	660	6	5,3	33	20	0,2	6	680	5,4	39	
B777-300	770	6	6,2	38	200	1,6	59	970	7,8	97	
B787-900	760	6	6,1	38	170	1,4	50	930	7,4	88	
MD11	600	5	4,8	36	200	1,6	59	800	6,4	95	
ATR.42-300	30	1	0,2	9		0	0	30	0,2	9	
ATR.72-200	41	1	0,3	12		0	0	41	0,3	12	

Rinsing time 90 seconds after each day of use